


# **Early Years Curriculum Overview**

## *Autumn 2*


## Autumn 2 – Houses & Homes

This half term our learning theme is 'Houses and Homes'. Throughout the second half term, children will learn about the local area and where they live. They will be thinking about different types of homes and how different they can be. The children will also be learning about things and spaces that are safe and unsafe.

The Tiger Who  
Came  
to Tea



Judith Kerr



These are our key texts that we will be using as a basis to plan activities from. Children will be encouraged to talk about and retell these stories.

### At Home:

Can the children tell you about these stories?  
Are you reading any similar stories at home?

### Key Vocabulary

house  
home  
live  
Castle Donington  
street  
same  
different  
village town city  
map  
safe unsafe

### At Home:

Can your child tell you your home address?  
Where can you look at or use a map?


























### Key Knowledge

- Talk about some of the features of where they live
- Identify and name different types of homes
- Notice similarities and differences between houses here and abroad
- Notice and talk about things that are safe/unsafe
- Explore maps and understand some key features of them.

### At Home:






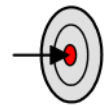



















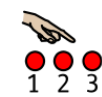






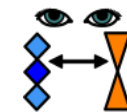




What types of houses can you see on the walk to school?

## Autumn 2 – Houses & Homes

Area of Learning	Learning Overview				
<div> Key Texts</div>	<div> The Tiger Who Came to Tea Judith Kerr</div>		<div> The Three Little Pigs</div>		
<div> Communication &amp; Language</div>	<div> Join in with repeated phrases from a story.</div>	<div> Answer 'how' and 'why' questions about stories.</div>	<div> Ask questions about what they can see and hear.</div>	<div> Talk about and name different types of houses.</div>	<div> Notice and talk about differences between houses.</div>
	<div> Notice and talk about how people celebrate in different ways.</div>	<div> Talk about own experiences and how they are similar.</div>	<div> Use tenses correctly in conversation</div>	<div> Articulate words clearly when talking</div>	<div> Express a viewpoint and understand if it is the same or different to others.</div>
<div> Personal, Social &amp; Emotional Development</div>	<div> Develop good behaviour for learning.</div>	<div> Engage in conversations that support helth and wellbeing.</div>	<div> Becoming increasingly independent including turn taking skills.</div>	<div> Identify and name a range of emotions and learn how to manage them.</div>	<div> Understand the term 'proud'</div>
	<div> Play age appropriate board games demonstrating resilience.</div>	<div> Learn makaton signs for good morning, please, thank you, stop, toilet and calm.</div>	<div> Learn about the importance of being kind to others including online.</div>	<div> Understand that people have different life experiences to us and celebrate things in different ways.</div>	<div> Learn date of birth</div>






















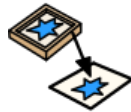
# Early Years Foundation Stage Curriculum Overview



 <b>Physical Development</b>	 Run, skip, jump, crawl and hop with increased accuracy.	 Use scissors to cut simple shapes.	 Show a preference for a dominant hand and an effective pencil grip.	 Catch and throw balls of different sizes with increasing accuracy.	 Throw a ball at a target with some accuracy.		
	 Copy simple shapes and patterns accurately.	 Practise sitting in the correct position to write effectively.	 Enjoy being active and understand the benefits of exercise.	 Use trikes safely and with control.	 Set up and complete obstacle courses and balance carefully.		
 <b>Literacy</b>	 Explore the meaning of new words.	 Continue developing an awareness of rhyme – cat, mat, sat	 Talk about stories with increasing detail.	 Predict what may happen next in unknown stories.	 Identify sounds they can hear in words		
	 Blend and segment words and letter-sound correspondence	 Form letters with increasing accuracy	 Read CVC words and some harder to read and spell words independently	 Walk about what they have written in emergent activities	 To write own name accurately using correct formation		
 <b>Mathematics</b>	 Recite numbers to 10 and beyond	 Consolidate 1:1 correspondence	 Understand the last number you say is how many there are in a set.	 Subitise to 5 (without counting)	 Match quantities to numerals (to 5)	 Write numerals to 5	 Use apparatus to explore numbers up to 5.
	 Find one more or less than a given number to 5	 Learn the days of the week	 Compare quantities	 Talk about, recreate and extend patterns	 To know a clock tells the time	 To recognise some coins	 Name and describe 2D and 3D shapes.

# Early Years Foundation Stage Curriculum Overview



 <b>Understanding the World</b>	 Learn and recall own address	 Know the names of some places of worship	 Understand that people have different beliefs and celebrate in different ways	 Notice and talk about the changing seasons	 Know what the seasons are	 Know that people live in different homes
	 Know the names of some different houses and homes	 Compare houses that we live in now and long ago	 Talk about features of where they live	 Explore photographs and maps of the local area	 To learn about a historical figure (Guy Fawkes)	
 <b>Expressive Arts &amp; Design</b>	 Know some rhymes and songs by heart	 To know and perform songs to an audience	 Name some instruments	 Copy and join in with a simple beat	 Talk about different music and how it makes you feel.	
	 To know how to mix colours	 To join things successfully using different resources	 To paint or draw people or objects with increased accuracy	 To print using different objects/media		